■ 特性 Feature

- Ceramic potting, greater safety
- There are two kinds of core which wound wire and oxide
- High power, longer load life under large load
- Wind resistance range

■ 尺寸 Dimension

■降功率曲綫 Derating Curve

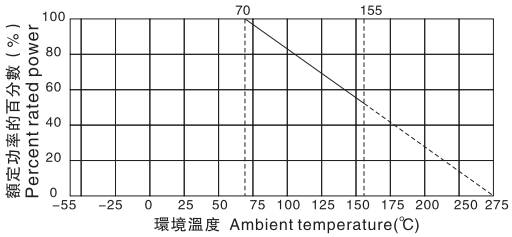

SQP

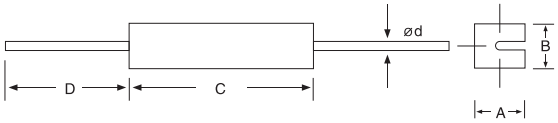

Type	Dimension (mm)					Resistance Range(Ω)	
SQP	A ± 1	B ± 1	C ± 1.5	D ± 3	d ± 0.05	Wirewound	MOR
1W	6	5.5	13	25	0.56	0.01~47	47~33K
2W	7	7	18	32	0.68	0.01~82	82~33K
3W	8	8	22	32	0.75	0.01~300	301~33K
5W	9.7	9.3	22.2	35	0.75	0.01~300	301~50K
7W	9.5	9.5	35	35	0.75	0.01~680	681~50K
10WS	13.2	13.2	22.5	35	0.75	0.01~1K	1.1K~50K
10W	10	9.5	48	33	0.75	0.01~1K	1.1K~50K
15W	12.5	12.5	48	33	0.75	0.01~1K	1.1K~150K
20W	14	13	60	33	0.75	0.01~1K	1.1K~150K
25W	14	13	60	33	0.75	0.01~1K	1.1K~150K
30W	19	19	75	33	0.75	0.01~1K	1.1K~150K
40W	19	19	90	33	0.75	0.01~1K	1.1K~150K

SQM

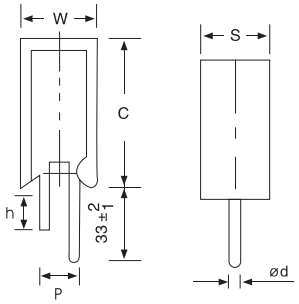

Type	Dimension (mm)						Resistance Range(Ω)	
SQM	W ± 1	S ± 1	C ± 1.5	h ± 1	P±0.5	ød±0.05	Wirewound	MOR
2W	11.2	7.2	20.5	5	5	0.68	0.01~150	151~50K
3W	12	8	25	5	5	0.75	0.01~300	301~100K
5W	13	9	25.5	5	5	0.75	0.01~300	301~100K
7W	13	9	39	5	5	0.75	0.01~500	501~180K
10WS	16	12	35	5	7.5	0.75	0.01~500	501~180K
10W	13.5	9	51	5	5	0.75	0.01~680	681~180K

SQZ

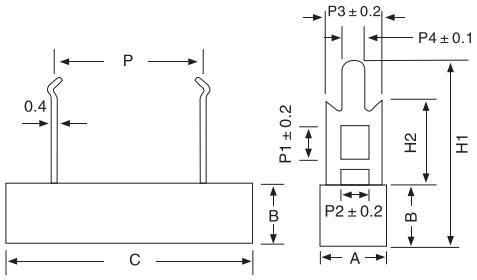

Type	Dimension (mm)										Resistance Range(Ω)	
SQZ	C ± 1	A ± 1	B ± 1	P ± 2	H1 ± 1	H2 ± 1	P1± 0.2	P2 ± 0.2	P3±0.2	P4 ± 0.1	Wirewound	MOR
3W	22	9	9	16	22	12	4.2	2	7	1.3	0.1~200	---
5W	27.5	9.5	9.5	15	27	12	4.2	2	7	1.3	0.1~200	201~100K
7W	35	10	9.5	20	24	12	4.2	2	7	1.3	0.1~560	561~180K
10W	48	10	9.5	32	24	12	4.2	2	7	1.3	0.1~560	561~180K
15W	48	12.5	12.5	32	33	15	7	4	10	3	0.1~560	561~180K
20W	63	12.5	12.5	44	33	15	7	4	10	3	0.1~560	561~20K
25W	63	13	13	44	33	15	7	4	10	3	0.1~560	561~20K
30W	75	19	19	56	35	15	7	4	10	3	0.1~560	561~20K
40W	90	19	19	68	35	10	7	4	10	3	0.1~560	561~20K
100W	132	24	24	113	50	23	7	4	10	3	0.1~560	561~20K

☞ 可根據客户要求配置不同形狀和尺寸的端子
☞ Can be configured according to customer requirements of different shapes and sizes of terminal

SQT

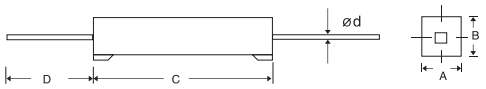

Type	Dimension (mm)					Resistance Range(Ω)	
SQT	A ± 1	B ± 1	C ± 1	D ± 3	ød±0.05	Wirewound	MOR
5W	6.5	7	26	35	0.75	0.01~300	301~100K
7W	9.4	9	35.5	25	0.75	0.01~500	501~50K

SQPG

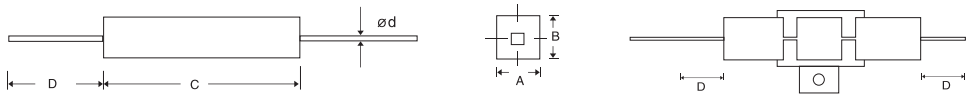

Type	Dimension (mm)					Resistance Range(Ω)	
SQP	A±1	B±1	C±1.5	D±3	ød±0.05	WIREWOUND	MOR
5W	9.7	9.3	22.2	25	0.75	0.01~300	301~50K
7W	9.5	9.5	35	25	0.75	0.01~470	471~180K
10W	10	9.5	48	25	0.75	0.01~470	471~180K
15W	12.5	12.5	48	25	0.75	0.01~470	471~180K
20W	14	13	60	25	0.75	0.01~470	471~180K

SQZG

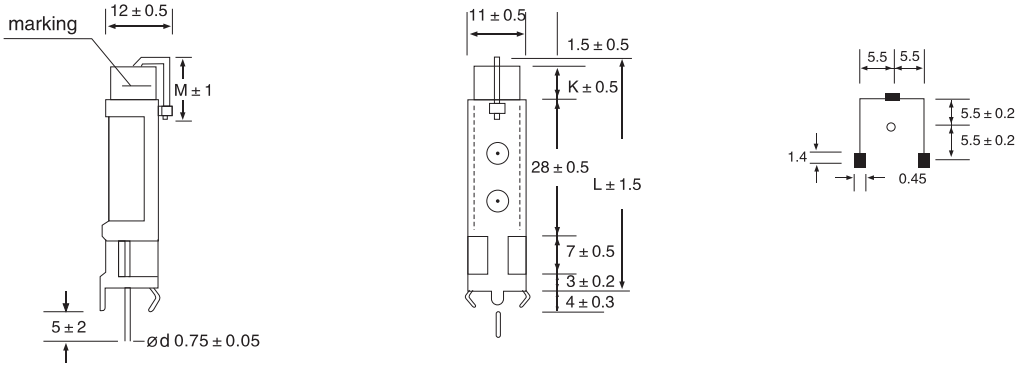

Type	Dimension (mm)			Resistance Range(Ω)	
SQZG	L±1.5	K±0.5	M±1	WIREWOUND	MOR
5W	30	8	8	0.01~300	301~100K
7W	42	17	20	0.01~300	301~100K
10W	60	22	25	0.1~500	501~100K
15W	62	22	25	0.1~500	501~100K
20W	74	22	25	0.1~500	501~100K

SQH

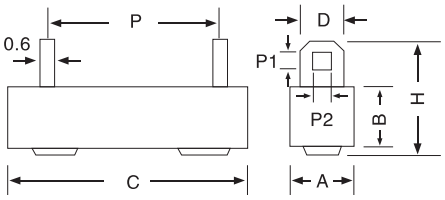

SQHG

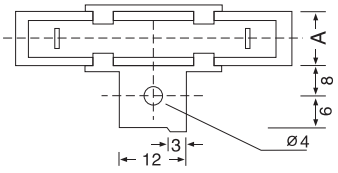

Type	Dimension (mm)								Resistance Range(Ω)	
SQH SQHG	A±1	B±1	C±1.5	P±1	H±1	D±0.5	P1±0.2	P2±0.2	WIREWOUND	MOR
10W	10	10	48	32	20	5	2.5	2	0.01~500Ω	501Ω~100KΩ
15W	13	11.5	48	32	22	5	2.5	2	0.05~500Ω	501Ω~100KΩ
20W	13	13.5	62	43	24	6	3.0	2.5	0.1~500Ω	501Ω~100KΩ
30W	19	19	75	56	30	6	3.0	2.5	0.1~600Ω	601Ω~100KΩ
40W	19	19	90	69	30	6	3.0	2.5	0.1~600Ω	601Ω~100KΩ

■ 特性 Feature

- High Power, strong impact, easy installation
- Good heat–sink, low TCR, linearly
- Easy to be mounted with heat sink
- Used in engineering mechanism, auto control devices

■ 降功率曲綫 Derating Curve

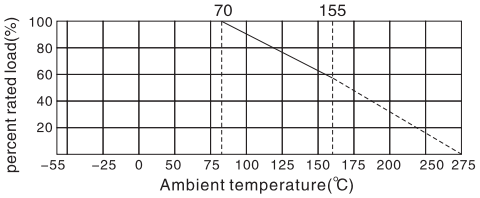

■ 尺寸 Dimension



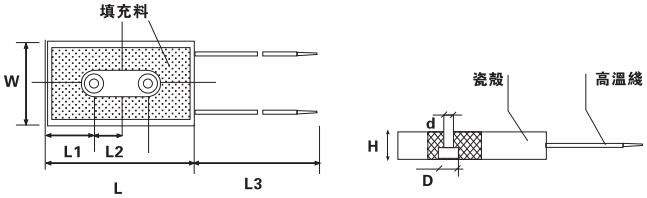

Type	Dimension (mm)								Resistance Range
	W±1.5	L±1.5	H±0.8	L1±1.0	L2±1.0	L3±20	D±0.5	d±0.5	
BKG 60W	40	80	15	22	35	300	10	5	0.5Ω~10KΩ
BKG 80W	46	90	15	28	35	300	10	5	

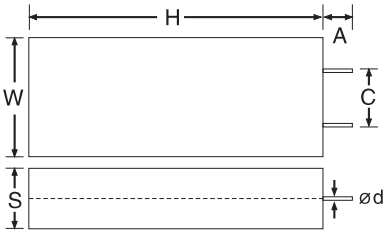

Type	Dimension (mm)						Resistance Range
	H±1.5	W±1	S±1	A	C±0.5	ød±0.06	
BKM 20W	50	20	10	10	12	0.75	0.5Ω~100KΩ



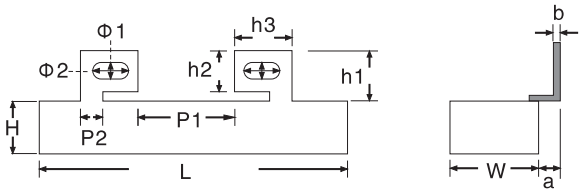

Type	Dimension (mm)										Resistance Range
SQK	L±1	W±1	H±1	h1±0.5	h2±0.5	h3±0.5	P1±0.5	P2±0.5	Φ1	Φ2	
5W~20W	48	13	12.5	15	10	14	14.5	7	5	11	1Ω~100KΩ

RoHs Compliant

■性能 Specification

Type	Specification													
Power Rating (70℃)	1W	2W	3W	5W	7W	10W	15W	20W	25W	30W	40W	50W	80W	100W
Max Working	200V	350V	500V	750V	1000V	1000V	1000V	1000V	1000V	1000V	1000V	1000V	1000V	1000V
Max Overload	400V	700V	1000V	1500V	1500V	1500V	1500V	1500V	1500V	1500V	1500V	1500V	1500V	1500V
Tolerance	±1% ±2% ±5%													
Operating	-55℃~+155℃													

■電器性能 Electrical performance

Temperature coefficient	WIREWOUND: ± 100PPM/℃; MOR: ± 350PPM/℃
Short-time overload	ΔR/R ≤ ±(5%+0.05Ω), with no evidence of mechanical damage
Dielectric withstanding voltage	No evidence of flashover, mechanical damage, arcing or insulation breakdown
Terminal strength	No evidence of mechanical damage
Resistance to soldering heat	ΔR/R ≤ ±(1%+0.05Ω), with no evidence of mechanical damage
Solder ability	Min. 95% coverage
Temperature cycling	ΔR/R ≤ ±(2%+0.05Ω), with no evidence of mechanical damage
Humidity (Steady Stata)	ΔR/R ≤ ±(5%+0.05Ω), with no evidence of mechanical damage
Load life in humidity	≤ ±5%
Load life Wire-wound type:	≤ ±5%

■表面溫升 Electrical performance

SQP/SQM

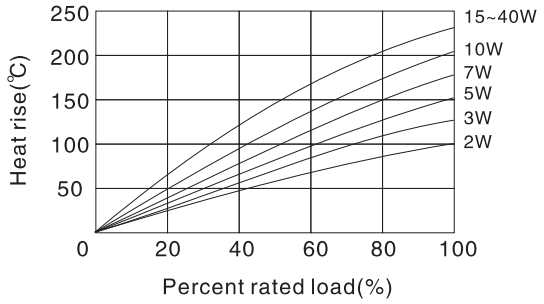

SQZG

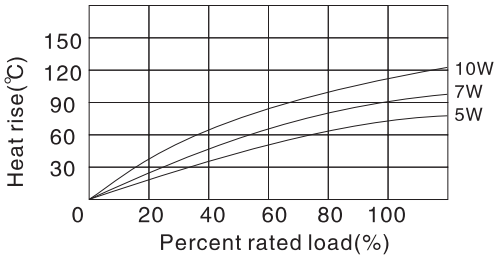

SQZ

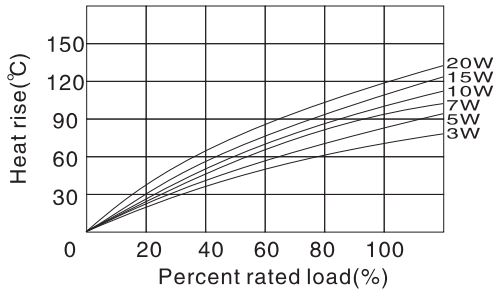

SQHG/SQPG

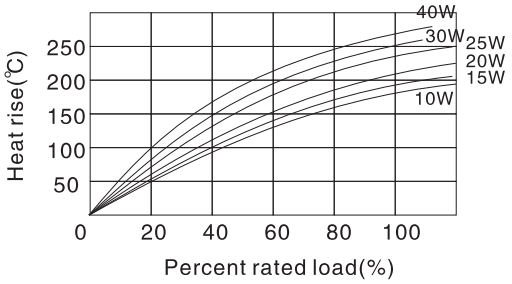

備注： 1.我們能按客户要求生産各種規格的無電感、低電感産品；
2.我們能按客户要求在現有溫升的基礎上，降低産品使用時的溫度。

Notes:1.We can produce various specifications according to customer's non-inductive, low inductance products;
2. We can according to customer requirements based on the current temperature, reduce the temperature of product use.