■ 特性 Feature

- 高度密集，多個電阻在一個表貼封裝中
  Hight density,more than 1 resistors in one small case
- 安裝效率高
  Improvement of placement efficency
- 良好的可焊性
  Superior solder ability

■ 降功率曲綫 Derating Curve

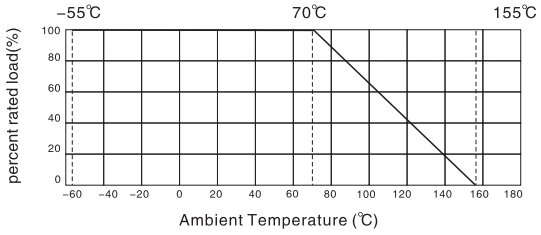

■ 規格 & 等效電路 Dinension & Equivalent Circuit Diagram

Type	2D02	4D02	4D03	16P8
Dimension (mm)	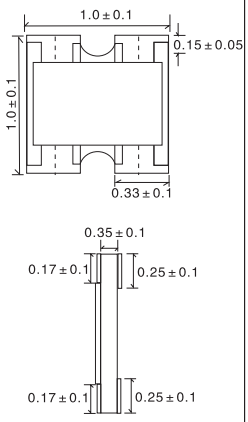	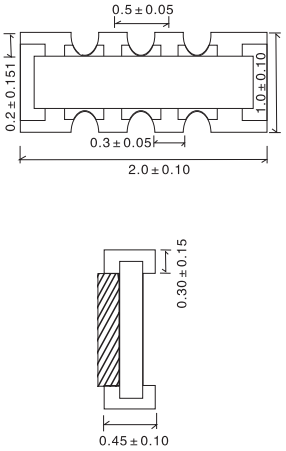	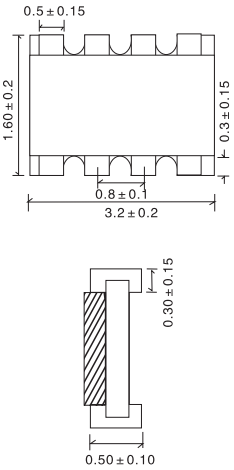	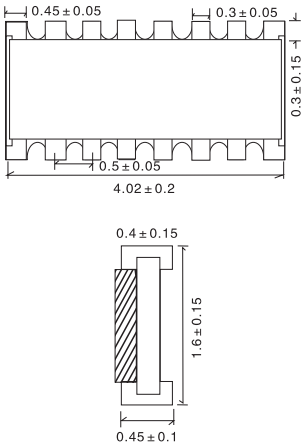
Equivalent Circuit Diagram	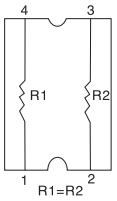	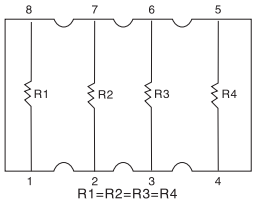	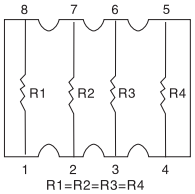	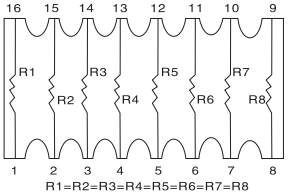

■ 性能 Specification

Type	2D02	4D02	4D03	16P8
Power rating (70℃)	1/16W	1/16W	1/16W	1/16W
Max.Working Voltage	50V	50V	50V	50V
Max.Overlaoad Volrage	100V	100V	300V	300V
Resistance Range	10Ω~1MΩ	10Ω~1MΩ	1Ω~1MΩ	1Ω~1MΩ
Tolerance	±1% ±5%			
Operating Temperature	-55℃~+155℃			
Resistance Value of 0Ω	<50mΩ			
Rated Current of 0Ω	1A			

■ 測試要求 Test Methods

Teperature Cpefficient	≥10Ω: ±200PPM/℃ <10Ω: ±400PPM/℃
Short-time Overload	±(2.0%+0.05Ω) Max.
Insulation resistance	≥1,000 Mega Ohm
Dielectric withstanding	No evidence of flashover, mechanical damage, arcing or insulation breakdown
Terminal bending	±(1.0% + 0.05Ω) Max.
Soldering heat	±(1.0% + 0.05Ω) Max.
Solder ability	Min 95% coverage
Humidity (Steady State)	±(3.0% + 0.1Ω) Max.
Load life	±(3.0% + 0.1Ω) Max.