

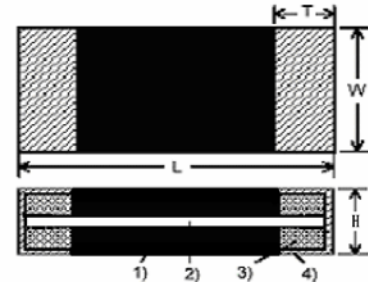
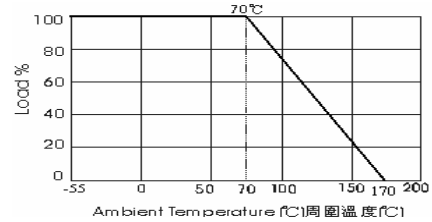
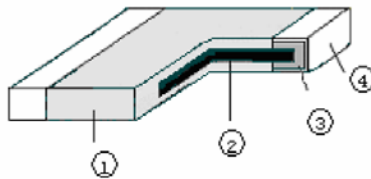


Ultra-low Ohm Metal Strip Chip Resistor 晶片超低阻合金電阻

● 特性 Feature

- 超低阻值高精度 Low resistance and high precision(1%)
- 高功率低溫度係數 High power rating and Low TCR
- 金屬電阻體 Metal-strip as resistor body
- 电感低于 1.0 纳亨 Inductance less than 1.0nH

● 形狀 & 構造 Figures & Construction



Type	1.Protective Coating	2.Resistive Element	3.Terminal	4.Outer Terminal
MCR	Resin	Alloy Metal	Copper	Tin Plating

● 尺寸 Dimension

Type	Power rating (25°C)	Resistance Range (mΩ)	L (mm)	W (mm)	H (mm)	Tolerance	TCR (PPM/ °C)	Operating Temperature
MCR1206	1W	1~50	3.2±0.25	1.6±0.25	0.65±0.25	±1% ±5%	±50	-55°C ~+170°C
MCR2010	1W	1~100	5.1±0.25	2.5±0.25	0.65±0.25			
MCR2512	1W	0.5~100	6.25±0.25	3.3±0.25	0.65±0.25			
	1.5W	0.5~100	6.25±0.25	3.3±0.25	0.65±0.25			
	2W	0.5~75	6.25±0.25	3.3±0.25	0.78±0.25			
MCR2725	4W	0.25~3	6.81±0.25	6.45±0.25	1±0.25			

● 性能和測試要求 Specification And Test Methods

Short-time overload	±(1.0%+0.1mΩ) Max.
Terminal bending	±(1.0%+0.1mΩ) Max.
Soldering heat	±(1.0% + 0.1mΩ) Max.
Solder ability	Min 95% coverage
Humidity (Steady State)	±(1.0%+0.5mΩ) Max.
Load life	±(1.0%+0.5mΩ) Max.
Insulation Resistance	Between termination and coating must be over 1000MΩ