

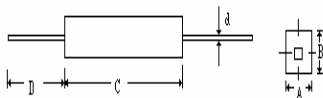



● 特性 Feature

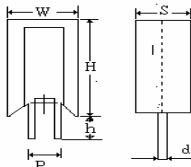
- Ceramic potting, greater safety
- There are two kinds of core which woundwire and oxide
- High power, longer load life under large load
- Wind resistance range

● 尺寸 Dimension

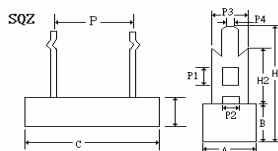
SQP



SQM



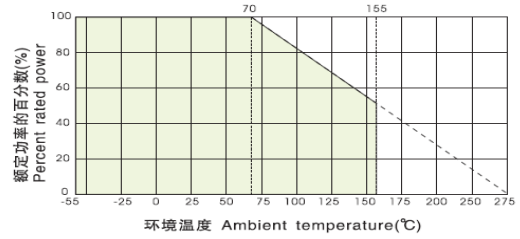
SQZ



SQT



● 降功率曲線 Derating Curve



TYPE	Dimension (mm)					Resistance Range(Ω)	
	A±1	B±1	C±1.5	D±3	d±0.05	繞線芯	刻槽芯
1W	6	5.5	13	25	0.58	0.01~47	47~33K
2W	7	7	18	32	0.65	0.01~82	82~33K
3W	8	8	22	32	0.78	0.01~300	301~33K
5W	9.7	9.3	22.2	35	0.78	0.01~300	301~50K
7W	9.5	9.5	35	35	0.8	0.01~680	681~50K
10WS	13.2	13.2	22.5	35	0.8	0.01~1K	1.1K~50K
10W	10	9.5	48	33	0.8	0.01~1K	1.1K~50K
15W	12.5	12.5	48	33	0.8	0.01~1K	1.1K~150K
20W	14	13	60	33	0.8	0.01~1k	1.1k~150K
25W	14	13	60	33	0.8	0.01~1k	1.1k~150K
30W	19	19	75	33	0.8	0.01~1k	1.1k~150K
40W	19	19	90	33	0.8	0.01~1k	1.1k~150K

TYPE	Dimension (mm)						Resistance Range(Ω)	
	W±1	S±1	H±1.5	h±1	P±0.5	d±0.02	繞線芯	刻槽芯
2W	11.2	7.2	20.5	5	5	0.8	0.01~150	151~50k
3W	12	8	25	5	5	0.8	0.01~300	301~100K
5W	13	9	25.5	5	5	0.8	0.01~300	301~100K
7W	13	9	39	5	5	0.8	0.01~500	501~180K
10WS	16	12	35	5	7.5	0.8	0.01~500	501~180K
10W	13.5	9	51	5	5	0.8	0.01~680	681~180K

TYPE	Dimension (mm)										Resistance Range(Ω)	
	C±1	A±1	B±1	P±2	H1±1	H2±1	P1±0.2	P2±0.2	P3±0.2	P4±0.1	繞線芯	刻槽芯
3W	22	9	9	16	22	12	4.2	2	7	1.3	0.1~200	---
5W	27.5	9.5	9.5	15	27	12	4.2	2	7	1.3	0.1~200	201~100K
7W	35	10	9.5	20	24	12	4.2	2	7	1.3	0.1~560	561~180K
10W	48	10	9.5	32	24	12	4.2	2	7	1.3	0.1~560	561~180K
15W	48	12.5	12.5	32	33	15	7	4	10	3	0.1~560	561~180K
20W	63	12.5	12.5	44	33	15	7	4	10	3	0.1~560	561~20K
25W	63	13	13	44	33	15	7	4	10	3	0.1~560	561~20K
30W	75	19	19	56	35	15	7	4	10	3	0.1~560	561~20K
40w	90	19	19	68	35	10	7	4	10	3	0.1~560	561~20K
100W	132	24	24	113	50	23	7	4	10	3	0.1~560	561~20K

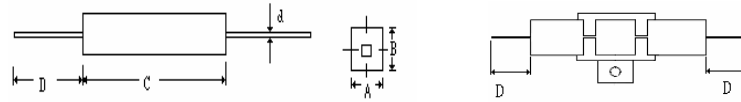

可根據客戶要求配置不同形狀和尺寸的端子

Can be configured according to customer requirements of different shapes and sizes of terminal

TYPE	Dimension (mm)					Resistance Range(Ω)	
	A±1	B±1	C±1	D±3	d±0.06	繞線芯	刻槽芯
5W	6.5	7	26	35	0.78	0.01~300	301~100K
7W	9.4	9	35.5	25	0.78	0.01~500	501~50K

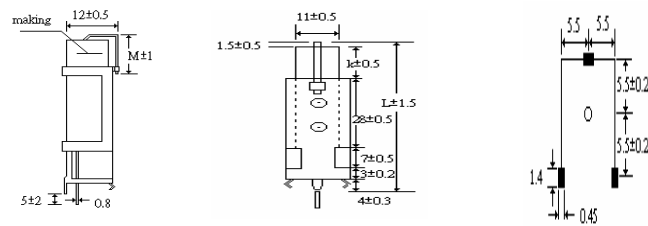


SQPG



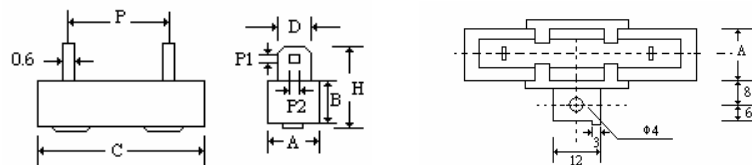

TYPE	Dimension (mm)					Resistance Range(Ω)	
	A±1	B±1	C±1.5	D±3	d±0.05	WIREWOUND	MOR
SQP							
5W	9.7	9.3	22.2	25	0.78	0.01~300	301~50K
7W	9.5	9.5	35	25	0.8	0.01~470	471~180K
10W	10	9.5	48	25	0.8	0.01~470	471~180K
15W	12.5	12.5	48	25	0.8	0.01~470	471~180K
20W	14	13	60	25	0.8	0.01~470	471~180K

SQZG



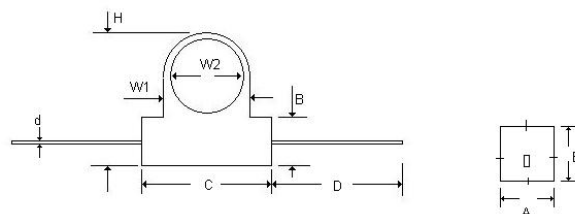
TYPE	Dimension (mm)			Resistance Range(Ω)	
	L±1.5	K±0.5	M±1	WIREWOUND	MOR
SQS					
5W	30	8	8	0.01~300	301~100K
7W	42	17	20	0.01~300	301~100K
10W	60	22	25	0.1~500	501~100K

SQHG



TYPE	Dimension (mm)								Resistance Range(Ω)	
	A±1	B±1	C±1.5	P±1	H±1	D±0.5	P1±0.2	P2±0.2	WIREWOUND	MOR
SQH SQHG										
10W	10	10	48	32	20	5	2.5	2	0.01~500Ω	501Ω~100KΩ
15W	13	11.5	48	32	22	5	2.5	2	0.05~500Ω	501Ω~100KΩ
20W	13	13.5	62	43	24	6	3.0	2.5	0.1~500Ω	501Ω~100KΩ
30W	19	19	75	56	30	6	3.0	2.5	0.1~600Ω	601Ω~100KΩ

发热体/香熏电阻/电蚊香电阻



TYPE	Dimension (mm)								Resistance Range(Ω)
	A±0.5	B±0.5	C±1	D±3	W1±0.5	W2±0.5	H±1	d±0.06	MOR
3W / 5W	9.5	9	19	25	18	14	20	0.7	1K~20K

注：可根据客户提供的输入电压、温度控制等要求进行设计生产

Note: according to customer input voltage, temperature control requirements of design and production



● 性能 Specification

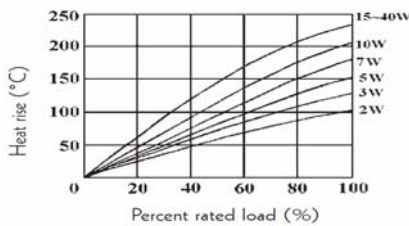
Type	Specification													
Power rating (70°C)	1W	2W	3W	5W	7W	10W	15W	20W	25W	30W	40W	50W	80W	100W
Max Working	200V	350V	500V	750V	1000V	1000V	1000V	1000V	1000V	1000V	1000V	1000V	1000V	1000V
Max Overload	400V	700V	1000V	1500V	1500V	1500V	1500V	1500V	1500V	1500V	1500V	1500V	1500V	1500V
Tolerance	±1% ±2% ±5%													
Operating	-55°C ~ +155°C													

● 電氣性能 Electrical performance

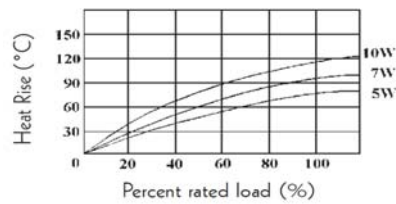
Temperature coefficient	WIREWOUND: ± 100PPM/°C; MOR: ± 350PPM/°C
Short-time overload	$\Delta R/R \leq \pm(5\%+0.05\Omega)$, with no evidence of mechanical damage
Dielectric withstanding voltage	No evidence of flashover, mechanical damage, arcing or insulation breakdown
Terminal strength	No evidence of mechanical damage
Resistance to soldering heat	$\Delta R/R \leq \pm(1\%+0.05\Omega)$, with no evidence of mechanical damage
Solder ability	Min. 95% coverage
Temperature cycling	$\Delta R/R \leq \pm(2\%+0.05\Omega)$, with no evidence of mechanical damage
Humidity (Steady State)	$\Delta R/R \leq \pm(5\%+0.05\Omega)$, with no evidence of mechanical damage
Load life in humidity	$\leq \pm 5\%$
Load life Wire-wound type:	$\leq \pm 5\%$

● 表面溫升 Electrical performance

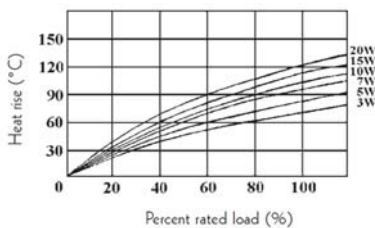
SQP/SQM



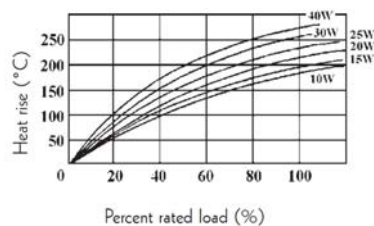
SQZG



SQZ



SQHG/SQPG



備註：1.我們能按客戶要求生產各種規格的無電感、低電感產品；

2.我們能按客戶要求在現有溫升的基礎上，降低產品使用時的溫度。

Notes: 1. We can produce various specifications according to customer's non-inductive, low inductance products;

2. We can according to customer requirements based on the current temperature, reduce the temperature of product use.